

Floodlights

ATUR2 PRO

Quickinfo

LUMINAIRE

ceiling, wall, mast
surface mounted & pole mounted
aluminium, grey RAL9006
IP66, IK08



LED

3000K, 4000K, 5700K
CRI>70
initial MacAdam 4 SDCM
100,000h L90

LIGHT DISTRIBUTION




ELECTRIC

ON-OFF
0-10V dim
DALI dim



Description

Our high-performance floodlight ATUR2 PRO is the perfect solution for powerful and precise illumination of sports facilities, industrial areas, and large outdoor spaces. Manufactured from high-quality die-cast aluminum to the highest industrial standards, the ATUR2 PRO impresses with its extremely robust and durable housing, capable of withstanding even the harshest environments. Equipped with powerful, long-lasting LEDs, the floodlight delivers high luminous flux packages and maximum efficiency. A wide range of optics allows customized planning for various applications. The separate driver enclosure enables flexible, remote positioning, while the sturdy, adjustable mounting bracket supports both suspended and standing installation.



Types

PRODUCT CODE	POWER	LUMINOUS FLUX	COLOUR TEMP.	WEIGHT luminaire	WEIGHT control unit box
FLAP0750.XXX14.S	750W	103.200lm	3000K 4000K 5700K	13kg	11,2kg
FLAP1250.XXX14.M	1250W	180.900lm		25kg	11,5kg
FLAP1500.XXX14.M	1500W	205.200lm		25kg	14,7kg
FLAP1800.XXX14.L	1800W	241.400lm		33kg	17,6kg



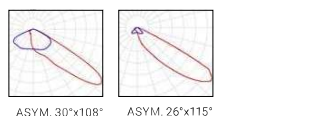
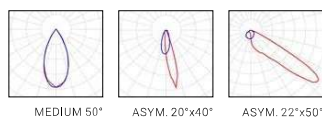
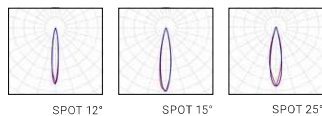
1 Control
2... DALI dim
3... 0-10V dim

2 Light distribution
1... SPOT 12°
2... SPOT 15°
3... SPOT 25°
4... MEDIUM 50°
V... ASYMMETRIC 20°x40°
Y... ASYMMETRIC 22°x50°
Z... ASYMMETRIC 30°x108°
P... ASYMMETRIC 26°x115°

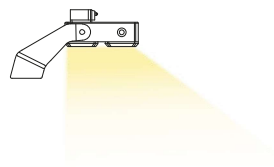
3 Colour temp.
3... 3000K
4... 4000K
5... 5700K

glare shield included -
only for symmetric light distributions

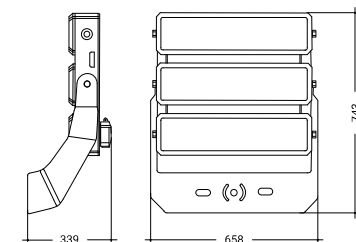
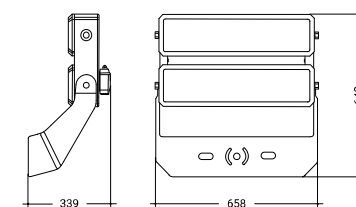
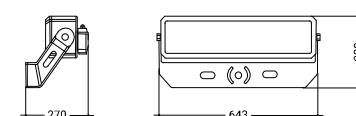
Light distribution



Asymmetrical light distribution



Dimensions



1800W

Control unit box

Pre-wired for connection and individually positionable using the appropriate accessories



Accessories

	PRODUCT CODE	DESCRIPTION
	FLAPMO.01	Mounting brackets for attaching the control unit box to the floodlight, Set of 2pcs
	FLAPMO.02	Mounting kit for attaching the control unit box to wall or pole, Set
	FLAPZB010	Laser for precise luminaire alignment, with symmetric light distribution
	FLAPZB020	Stainless steel mounting bracket