

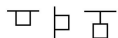
# Floodlights

## AISLE EVO

### Quickinfo

#### LUMINAIRE

ceiling, wall,  
cranesurface & attachmentmounted  
aluminum, darkgrey  
IP66, IK10



#### LED


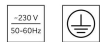
3000K, 4000K, 5000K  
CRI>80 Initial MacAdam 4 SDCM  
100,000h L80

#### LIGHT DISTRIBUTION



#### ELECTRIC

ON/OFF  
0-10V dim



### Description

Elevate your lighting design with AISLE EVO:

A surface-mounted luminaire that blends minimalist elegance with cutting-edge efficiency. Crafted with premium materials, its durable, powder-coated aluminum reflector ensures both visual appeal and long-term reliability.

At its core, AISLE EVO features a high-performance LED light chamber that delivers optimal brightness with exceptional energy efficiency and uniform light distribution. Designed for streamlined installation, it comes complete with a robust dry connector for quick and secure setup.

AISLE EVO is the perfect solution for architectural spaces that demand both aesthetics and performance.

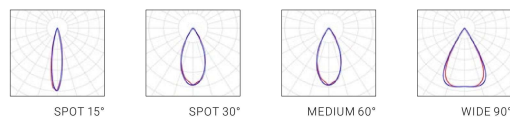


### Types

PRODUCT CODE	POWER	LUMINOUS FLUX	LIGHT DISTRIBUTION	COLOUR TEMP.	WEIGHT
FLAE050.3X <del>X</del> 24.XS	50W	7.000lm	SPOT 15° SPOT 30° MEDIUM 60° WIDE 90°	3000K 4000K 5000K	2,3kg
FLAE100.3X <del>X</del> 24.S	100W	14.000lm			4,1kg
FLAE120.3X <del>X</del> 24.X	120W	16.800lm			5,8kg
FLAE150.3X <del>X</del> 24.X	150W	21.000lm			5,8kg
FLAE200.3X <del>X</del> 24.L	200W	28.000lm			7,4kg

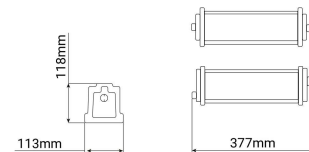


### Light distribution

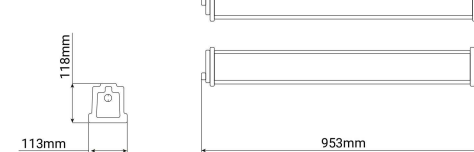


### Dimensions

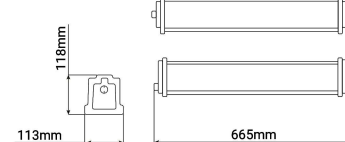
#### 50W (.XS)




#### 120/150W (.M)



#### 100W (.S)



#### 120/150/200W (.L)



### Accessories

ARTICLE NUMBER	DESCRIPTION
FLAEZB001	Suspension kit, set
FLAEZB002	Base mount kit, set
FLAEZB003	Angle bracket installing kit +/- 60°, set